


Tallinn / EST

ISU Challenger Series
Tallinn Trophy 2024

November 11 - 17, 2024




JUDGES DETAILS PER SKATER

MEN SHORT PROGRAM

Rank	Name	Nation	Starting Number	Total Segment Score	Total Element Score	Total Program Component Score (factored)		Total Deductions								
1	Mihhail SELEVKO	EST	9	76.78	39.53	38.25		-1.00								
#	Executed Elements	Info	Base Value	GOE	J1	J2	J3	J4	J5	J6	J7	J8	J9	Ref.	Scores of Panel	
1	4Tq	F q	9.50	-4.75	-5	-5	-5	-5	-5	-5	-5	-5	-5		4.75	
2	3F+3T		9.50	1.38	3	2	2	3	3	3	3	2	2		10.88	
3	CCSp4		3.20	0.77	1	3	2	2	2	3	3	3	3		3.97	
4	3A		8.80	x -0.64	-2	0	-1	-1	-1	1	-1				8.16	
5	StSq3		3.30	0.92	3	3	2	2	3	4	3				4.22	
6	FSSp4		3.00	0.42	1	2	2	2	1	1	1				3.42	
7	CCoSp4		3.50	0.63	1	2	1	2	2	2	2				4.13	
			40.80												39.53	
Program Components				Factor												
Composition				1.67	7.50	7.75	7.25	7.00	7.75	8.00	8.00					7.65
Presentation				1.67	7.75	8.50	7.50	7.25	7.75	8.00	7.75					7.75
Skating Skills				1.67	7.00	8.00	7.25	7.50	7.50	7.25	8.25					7.50
Judges Total Program Component Score (factored)															38.25	
Deductions:			Falls	-1.00 (1)											-1.00	

Rank	Name	Nation	Starting Number	Total Segment Score	Total Element Score	Total Program Component Score (factored)		Total Deductions								
2	Jacob SANCHEZ	USA	1	76.63	42.06	34.57		0.00								
#	Executed Elements	Info	Base Value	GOE	J1	J2	J3	J4	J5	J6	J7	J8	J9	Ref.	Scores of Panel	
1	3A		8.00	1.44	2	1	1	2	1	3	3				9.44	
2	3F!	!	5.30	0.11	2	-1	0	0	0	0	1				5.41	
3	CCoSp4		3.50	0.98	3	3	3	0	3	2	3				4.48	
4	3Lz+3T		11.11	x 0.83	1	0	1	2	1	2	2				11.94	
5	StSq3		3.30	0.53	2	2	1	2	1	0	3				3.83	
6	FCSp4		3.20	0.58	1	0	2	2	2	2	2				3.78	
7	CSSp4		3.00	0.18	1	-3	2	1	1	-2	2				3.18	
			37.41												42.06	
Program Components				Factor												
Composition				1.67	7.50	6.75	6.50	6.75	6.75	5.50	7.75					6.85
Presentation				1.67	7.25	7.00	6.75	7.00	6.50	5.75	7.50					6.90
Skating Skills				1.67	7.00	6.50	7.25	6.75	7.25	6.00	8.00					6.95
Judges Total Program Component Score (factored)															34.57	
Deductions:														0.00		


Rank	Name	Nation	Starting Number	Total Segment Score	Total Element Score	Total Program Component Score (factored)		Total Deductions								
3	Ivan SHMURATKO	UKR	18	76.57	41.16	35.41		0.00								
#	Executed Elements	Info	Base Value	GOE	J1	J2	J3	J4	J5	J6	J7	J8	J9	Ref.	Scores of Panel	
1	3A		8.00	0.00	0	0	0	1	-1	0	0				8.00	
2	3Lz+3T		10.10	0.71	0	0	2	2	0	2	2				10.81	
3	CSSp4		3.00	0.24	0	1	2	1	-1	0	2				3.24	
4	3F		5.83	x 0.74	1	2	1	2	1	1	2				6.57	
5	StSq4		3.90	0.94	1	3	3	3	3	0	2				4.84	
6	FCSp3		2.80	0.56	1	2	2	2	2	2	2				3.36	
7	CCoSp4		3.50	0.84	1	2	2	3	3	2	3				4.34	
			37.13												41.16	
Program Components				Factor												
Composition				1.67	5.50	8.00	7.00	7.50	7.00	5.25	7.75					6.95
Presentation				1.67	5.75	8.50	7.25	8.00	7.25	6.25	7.50					7.25
Skating Skills				1.67	5.50	8.00	6.75	7.50	6.75	6.25	7.75					7.00
Judges Total Program Component Score (factored)															35.41	
Deductions:														0.00		



Tallinn / EST

ISU Challenger Series
Tallinn Trophy 2024

November 11 - 17, 2024




JUDGES DETAILS PER SKATER

MEN SHORT PROGRAM

Rank	Name	Nation	Starting Number	Total Segment Score	Total Element Score	Total Program Component Score (factored)		Total Deductions								
4	Daniel MARTYNOV	USA	3	75.61	40.70	34.91		0.00								
#	Executed Elements	Info	Base Value	GOE	J1	J2	J3	J4	J5	J6	J7	J8	J9	Ref.	Scores of Panel	
1	3F!	!	5.30	0.00	0	0	0	-1	0	0	1				5.30	
2	3A		8.00	1.60	2	2	2	3	2	2	2				9.60	
3	CCSp4		3.20	0.06	0	2	2	1	-1	-1	-1				3.26	
4	3Lz+3T		11.11	x 0.59	1	-1	1	2	1	1	1				11.70	
5	FSSp4		3.00	0.30	1	2	2	2	1	-1	-1				3.30	
6	StSq3		3.30	0.53	2	3	1	2	2	1	0				3.83	
7	CCoSp4		3.50	0.21	0	1	1	2	0	-2	1				3.71	
			37.41													40.70
Program Components			Factor													
Composition			1.67	7.25	8.00	6.50	6.75	7.25	5.75	7.25					7.00	
Presentation			1.67	7.00	7.50	6.50	7.00	7.25	6.25	7.00					6.95	
Skating Skills			1.67	6.75	7.75	6.75	7.00	7.00	6.00	7.25					6.95	
Judges Total Program Component Score (factored)															34.91	
Deductions:																0.00

Rank	Name	Nation	Starting Number	Total Segment Score	Total Element Score	Total Program Component Score (factored)		Total Deductions								
5	Andreas NORDEBACK	SWE	16	73.63	39.64	33.99		0.00								
#	Executed Elements	Info	Base Value	GOE	J1	J2	J3	J4	J5	J6	J7	J8	J9	Ref.	Scores of Panel	
1	3A		8.00	0.48	0	1	1	0	0	1	1				8.48	
2	3Lz+3T		10.10	0.24	0	1	1	1	-1	0	0				10.34	
3	FCSp3		2.80	0.56	1	2	2	2	2	2	2				3.36	
4	3F		5.83	x -0.32	-2	-1	0	0	0	-1	-1				5.51	
5	CSSp4		3.00	0.78	3	4	2	3	3	2	2				3.78	
6	StSq3		3.30	0.46	2	1	2	1	2	1	0				3.76	
7	CCoSp4		3.50	0.91	3	2	1	3	3	3	2				4.41	
			36.53													39.64
Program Components			Factor													
Composition			1.67	6.50	6.75	7.00	6.75	6.50	6.50	7.50					6.70	
Presentation			1.67	6.25	7.50	7.25	7.00	7.00	6.50	7.25					7.00	
Skating Skills			1.67	6.75	6.00	6.75	7.00	6.50	6.25	7.50					6.65	
Judges Total Program Component Score (factored)															33.99	
Deductions:																0.00


Rank	Name	Nation	Starting Number	Total Segment Score	Total Element Score	Total Program Component Score (factored)		Total Deductions								
6	Ariet LEVANDI	EST	7	71.13	35.55	35.58		0.00								
#	Executed Elements	Info	Base Value	GOE	J1	J2	J3	J4	J5	J6	J7	J8	J9	Ref.	Scores of Panel	
1	3Aq	q	8.00	-3.84	-5	-4	-5	-3	-5	-5	-5				4.16	
2	3F!	!	5.30	-0.11	0	-1	0	-1	0	0	0				5.19	
3	CCoSp3		3.00	0.60	1	0	3	2	2	3	2				3.60	
4	3Lz+3T		11.11	x -0.12	0	-2	0	0	-1	0	1				10.99	
5	FCSp4		3.20	0.64	1	2	2	2	2	2	2				3.84	
6	CSSp4		3.00	0.48	2	2	3	2	1	1	1				3.48	
7	StSq3		3.30	0.99	3	3	3	3	3	3	2				4.29	
			36.91													35.55
Program Components			Factor													
Composition			1.67	6.75	7.25	7.50	7.00	6.75	7.25	7.25	7.25					7.10
Presentation			1.67	6.50	7.00	7.75	7.25	6.75	7.75	7.50					7.25	
Skating Skills			1.67	6.25	6.75	7.50	6.75	6.75	7.00	7.75					6.95	
Judges Total Program Component Score (factored)															35.58	
Deductions:																0.00



Tallinn / EST

ISU Challenger Series
Tallinn Trophy 2024

November 11 - 17, 2024




JUDGES DETAILS PER SKATER

MEN SHORT PROGRAM

Rank	Name	Nation	Starting Number	Total Segment Score	Total Element Score	Total Program Component Score (factored)	Total Deductions									
7	Tomas-Llorenc GUARINO SABATE	ESP	14	69.64	36.32	33.32	0.00									
#	Executed Elements	Info	Base Value	GOE	J1	J2	J3	J4	J5	J6	J7	J8	J9	Ref.	Scores of Panel	
1	3Aq	q	8.00	-1.60	-2	-3	-2	-2	-2	-2	-2				6.40	
2	3Lz+3T		10.10	0.71	2	-2	-1	2	1	2	2				10.81	
3	CCoSp4V		2.63	-0.11	2	-2	0	-2	1	-1	0				2.52	
4	3F	x	5.83	0.85	3	1	1	2	1	2	2				6.68	
5	CCSp4		3.20	-0.06	-2	-2	1	0	1	-1	1				3.14	
6	FSSp3		2.60	0.21	1	0	1	1	-1	1	2				2.81	
7	StSq3		3.30	0.66	3	2	2	0	3	1	2				3.96	
			35.66												36.32	
Program Components			Factor													
Composition			1.67	7.25	8.00	5.75	6.00	6.75	4.75	7.00						6.55
Presentation			1.67	7.50	7.50	6.50	6.50	7.25	5.75	7.25						7.00
Skating Skills			1.67	6.75	6.00	6.00	6.50	6.50	6.25	7.50						6.40
Judges Total Program Component Score (factored)																33.32
Deductions:																0.00

Rank	Name	Nation	Starting Number	Total Segment Score	Total Element Score	Total Program Component Score (factored)	Total Deductions									
8	Kornel WITKOWSKI	POL	23	69.61	36.62	33.99	-1.00									
#	Executed Elements	Info	Base Value	GOE	J1	J2	J3	J4	J5	J6	J7	J8	J9	Ref.	Scores of Panel	
1	3A		8.00	2.08	2	3	3	4	2	2	3				10.08	
2	3F!	!	5.30	-0.11	0	0	-1	-1	0	0	1				5.19	
3	CCoSp4		3.50	0.56	1	1	2	2	2	1	2				4.06	
4	3Lz+3T<	<	10.19	-1.77	-4	-4	-3	-2	-2	-3	-3				8.42	
5	CSSp3		2.60	0.42	0	2	2	2	2	1	1				3.02	
6	StSq3		3.30	0.73	3	3	1	3	3	0	1				4.03	
7	FCSp1		1.90	-0.08	-1	1	0	-3	-1	-1	1				1.82	
			34.79												36.62	
Program Components			Factor													
Composition			1.67	6.50	7.50	6.00	6.50	7.75	5.25	7.00						6.70
Presentation			1.67	7.00	8.00	6.00	6.75	7.75	5.75	6.75						6.85
Skating Skills			1.67	6.75	7.50	6.00	6.75	7.25	5.75	7.25						6.80
Judges Total Program Component Score (factored)																33.99
Deductions:			Time violation	-1.00												-1.00


Rank	Name	Nation	Starting Number	Total Segment Score	Total Element Score	Total Program Component Score (factored)	Total Deductions									
9	Roman SADOVSKY	CAN	12	68.70	33.21	36.49	-1.00									
#	Executed Elements	Info	Base Value	GOE	J1	J2	J3	J4	J5	J6	J7	J8	J9	Ref.	Scores of Panel	
1	4S<	F <	7.76	-3.88	-5	-5	-5	-5	-5	-5	-5				3.88	
2	3Aq	q	8.00	-2.40	-4	-3	-3	-3	-3	-3	-3				5.60	
3	3Lz+3Tq	q	10.10	-1.18	-2	-4	-2	-2	-2	0	-2				8.92	
4	FSSp4		3.00	0.48	1	2	2	1	2	0	2				3.48	
5	CCoSp4		3.50	1.19	4	2	2	3	4	4	4				4.69	
6	StSq3		3.30	-0.13	-1	0	0	-2	0	0	-1				3.17	
7	CCSp3		2.80	0.67	2	3	2	3	3	2	2				3.47	
			38.46												33.21	
Program Components			Factor													
Composition			1.67	7.00	6.25	7.25	7.50	7.50	6.00	8.25						7.10
Presentation			1.67	6.75	7.25	7.25	7.75	7.25	7.25	8.50						7.35
Skating Skills			1.67	7.25	7.50	7.50	7.50	7.25	6.75	8.25						7.40
Judges Total Program Component Score (factored)																36.49
Deductions:			Falls	-1.00	(1)											-1.00



Tallinn / EST

ISU Challenger Series
Tallinn Trophy 2024

November 11 - 17, 2024




JUDGES DETAILS PER SKATER

MEN SHORT PROGRAM

Rank	Name	Nation	Starting Number	Total Segment Score	Total Element Score	Total Program Component Score (factored)		Total Deductions								
10	Nikita STAROSTIN	GER	6	67.43	35.78	31.65		0.00								
#	Executed Elements	Info	Base Value	GOE	J1	J2	J3	J4	J5	J6	J7	J8	J9	Ref.	Scores of Panel	
1	3F		5.30	0.85	2	2	1	2	0	2	1				6.15	
2	3A		8.00	-1.44	-3	0	-2	-2	-1	-2	-2				6.56	
3	FSSp4		3.00	0.18	0	2	1	2	-1	0	0				3.18	
4	3Lz+3Tq	q	11.11	x -1.30	-3	-2	-3	-2	-2	-2	-2				9.81	
5	StSq3		3.30	0.40	1	2	1	1	1	4	1				3.70	
6	CCoSp4		3.50	0.70	2	2	2	2	1	3	2				4.20	
7	CCSp3		2.80	-0.62	-3	-2	-2	-2	-3	-2	-2				2.18	
			37.01												35.78	
Program Components			Factor													
Composition			1.67	6.00	7.00	5.75	6.25	5.25	7.25	6.25			6.25	6.25		6.25
Presentation			1.67	6.25	7.25	5.75	6.50	6.00	6.75	6.00			6.75	6.00		6.30
Skating Skills			1.67	6.25	6.50	6.25	6.50	5.50	6.50	6.50			6.50	6.50		6.40
Judges Total Program Component Score (factored)														31.65		
Deductions:															0.00	

Rank	Name	Nation	Starting Number	Total Segment Score	Total Element Score	Total Program Component Score (factored)		Total Deductions								
11	Jimmy MA	USA	8	66.27	32.36	34.91		-1.00								
#	Executed Elements	Info	Base Value	GOE	J1	J2	J3	J4	J5	J6	J7	J8	J9	Ref.	Scores of Panel	
1	4Tq	F q	9.50	-4.75	-5	-5	-5	-5	-5	-5	-5				4.75	
2	3A		8.00	0.80	1	2	1	3	0	1	0				8.80	
3	FCSp4		3.20	0.19	0	2	1	3	0	-1	0				3.39	
4	3Lz+2T	x	7.92	-1.30	-3	-4	-2	0	-2	-2	-2				6.62	
5	StSq2		2.60	0.47	2	2	2	4	1	-1	2				3.07	
6	CCoSp3V		2.25	-0.18	0	-2	1	1	-2	-1	-2				2.07	
7	CSSp4		3.00	0.66	1	2	3	3	-1	3	2				3.66	
			36.47												32.36	
Program Components			Factor													
Composition			1.67	6.75	6.75	5.75	7.50	7.25	5.25	7.50			6.80	7.00		6.80
Presentation			1.67	7.00	6.75	6.25	7.75	7.75	6.50	7.00			7.00	7.00		7.00
Skating Skills			1.67	6.75	8.00	6.50	8.00	7.00	6.25	7.25			7.10	7.25		7.10
Judges Total Program Component Score (factored)														34.91		
Deductions:								Falls	-1.00 (1)							-1.00


Rank	Name	Nation	Starting Number	Total Segment Score	Total Element Score	Total Program Component Score (factored)		Total Deductions								
12	Raffaele Francesco ZICH	ITA	10	64.73	33.76	30.97		0.00								
#	Executed Elements	Info	Base Value	GOE	J1	J2	J3	J4	J5	J6	J7	J8	J9	Ref.	Scores of Panel	
1	3A		8.00	-2.56	-4	-2	-3	-2	-4	-3	-4				5.44	
2	3Lz+3T		10.10	0.24	0	0	1	2	0	0	1				10.34	
3	FCSp3		2.80	-0.06	0	-1	1	-1	0	0	0				2.74	
4	3F!	!	5.83	x -0.53	-1	-2	-1	-1	-1	-1	0				5.30	
5	CSSp4		3.00	0.18	1	-1	2	1	0	-1	2				3.18	
6	StSq3		3.30	0.46	2	1	2	1	1	1	2				3.76	
7	CCoSp3		3.00	0.00	-1	0	0	-1	0	2	1				3.00	
			36.03												33.76	
Program Components			Factor													
Composition			1.67	6.25	5.50	6.00	6.75	5.75	4.50	7.50			6.05	6.15		6.05
Presentation			1.67	6.50	5.25	6.00	6.50	6.00	5.75	7.25			6.15	6.15		6.15
Skating Skills			1.67	6.75	6.00	6.00	6.75	6.00	6.25	7.50			6.35	7.50		6.35
Judges Total Program Component Score (factored)														30.97		
Deductions:															0.00	



Tallinn / EST

Challenger Series
Tallinn Trophy 2024

November 11 - 17, 2024




JUDGES DETAILS PER SKATER

MEN SHORT PROGRAM

Rank	Name	Nation	Starting Number	Total Segment Score	Total Element Score	Total Program Component Score (factored)		Total Deductions							
13	Samy HAMMI	FRA	13	64.52	30.62	33.90		0.00							
#	Executed Elements	Info	Base Value	GOE	J1	J2	J3	J4	J5	J6	J7	J8	J9	Ref.	Scores of Panel
1	1A*	*	0.00	0.00	-	-	-	-	-	-	-	-	-		0.00
2	3Lz+3T		10.10	0.59	2	-1	0	2	2	1	0				10.69
3	CCSp4		3.20	0.77	1	3	3	1	3	3	2				3.97
4	3F!	!	5.83	x -0.32	0	-1	-1	-1	-1	0	0				5.51
5	StSq3		3.30	0.79	3	2	3	2	5	2	2				4.09
6	FSSp4		3.00	0.30	2	0	1	0	2	1	1				3.30
7	CCoSp3		3.00	0.06	2	-2	1	-2	2	1	-1				3.06
			28.43												30.62
Program Components			Factor												
Composition			1.67	7.50	6.50	7.00	6.50	7.25	6.75	6.25			6.80		
Presentation			1.67	7.00	6.00	7.00	6.75	7.50	7.00	6.00			6.75		
Skating Skills			1.67	7.25	6.50	6.75	6.50	7.25	6.75	6.50			6.75		
Judges Total Program Component Score (factored)													33.90		
Deductions:															0.00

Rank	Name	Nation	Starting Number	Total Segment Score	Total Element Score	Total Program Component Score (factored)		Total Deductions							
14	Kyrylo MARSAK	UKR	20	64.28	33.23	31.05		0.00							
#	Executed Elements	Info	Base Value	GOE	J1	J2	J3	J4	J5	J6	J7	J8	J9	Ref.	Scores of Panel
1	4S		9.70	-3.10	-4	-3	-3	-3	-3	-3	-4				6.60
2	3A		8.00	-1.76	-3	-2	-2	-2	-2	-2	-4				6.24
3	CCSp3		2.80	-0.22	-1	-1	1	-1	-1	-1	0				2.58
4	3Lo+3Tq	q	10.01	x -1.37	-4	-4	-2	-2	-3	-2	-3				8.64
5	StSq2		2.60	0.05	0	2	-1	-1	1	0	1				2.65
6	FSSp3		2.60	0.21	0	2	1	-1	0	1	2				2.81
7	CCoSp4		3.50	0.21	1	0	1	1	-1	0	2				3.71
			39.21												33.23
Program Components			Factor												
Composition			1.67	6.25	6.00	5.50	6.25	6.00	5.75	6.50			6.05		
Presentation			1.67	6.00	7.00	5.50	6.50	6.50	6.00	6.00			6.20		
Skating Skills			1.67	6.50	7.25	6.25	6.25	6.50	5.75	6.25			6.35		
Judges Total Program Component Score (factored)													31.05		
Deductions:															0.00


Rank	Name	Nation	Starting Number	Total Segment Score	Total Element Score	Total Program Component Score (factored)		Total Deductions							
15	Aleksandr VLASENKO	HUN	4	64.05	34.24	29.81		0.00							
#	Executed Elements	Info	Base Value	GOE	J1	J2	J3	J4	J5	J6	J7	J8	J9	Ref.	Scores of Panel
1	3A		8.00	0.32	0	0	2	0	0	1	1				8.32
2	3F+3T		9.50	0.53	1	0	2	2	1	-1	1				10.03
3	CSSp4		3.00	0.12	1	-2	2	1	-1	0	1				3.12
4	3Lzeq	e q	5.19	x -2.08	-5	-5	-4	-4	-5	-4	-4				3.11
5	FCSp4		3.20	-0.13	-1	1	-1	1	0	-2	-1				3.07
6	StSq3		3.30	0.53	1	2	2	1	2	2	1				3.83
7	CCoSp3		3.00	-0.24	-2	-2	0	-1	-1	0	0				2.76
			35.19												34.24
Program Components			Factor												
Composition			1.67	5.75	5.50	5.75	5.75	6.50	6.00	6.00			5.85		
Presentation			1.67	6.50	5.00	6.00	6.00	6.75	6.25	5.50			6.05		
Skating Skills			1.67	6.00	5.75	5.75	6.00	6.75	5.75	6.25			5.95		
Judges Total Program Component Score (factored)													29.81		
Deductions:															0.00



Tallinn / EST

ISU Challenger Series
Tallinn Trophy 2024

November 11 - 17, 2024





JUDGES DETAILS PER SKATER

MEN SHORT PROGRAM

Rank	Name	Nation	Starting Number	Total Segment Score	Total Element Score	Total Program Component Score (factored)	Total Deductions									
16	Casper JOHANSSON	SWE	21	63.95	34.39	29.56	0.00									
#	Executed Elements	Info	Base Value	GOE	J1	J2	J3	J4	J5	J6	J7	J8	J9	Ref.	Scores of Panel	
1	4T		9.50	0.76	1	-1	1	1	0	1	1				10.26	
2	2A		3.30	0.13	0	0	0	1	0	1	1				3.43	
3	CCoSp3		3.00	0.06	0	-1	1	2	0	0	0				3.06	
4	FCSp4		3.20	0.19	-1	-1	2	3	0	1	1				3.39	
5	2Lz+3T		6.93	x 0.17	0	0	1	1	0	0	1				7.10	
6	CSSp4		3.00	-0.06	-1	-1	0	2	0	-3	1				2.94	
7	StSq4		3.90	0.31	0	0	1	3	1	1	1				4.21	
			32.83												34.39	
Program Components			Factor													
Composition			1.67	6.00	5.50	6.25	7.50	5.25	5.25	6.25						5.85
Presentation			1.67	6.25	5.00	6.25	7.50	5.50	5.50	6.00						5.90
Skating Skills			1.67	6.00	5.00	6.00	7.75	6.00	5.25	6.50						5.95
Judges Total Program Component Score (factored)																29.56
Deductions:																0.00

Rank	Name	Nation	Starting Number	Total Segment Score	Total Element Score	Total Program Component Score (factored)	Total Deductions									
17	Kai JAGODA	GER	19	59.95	30.65	31.30	-2.00									
#	Executed Elements	Info	Base Value	GOE	J1	J2	J3	J4	J5	J6	J7	J8	J9	Ref.	Scores of Panel	
1	3Lz!	!	5.90	-0.24	-1	-1	0	-1	0	0	0				5.66	
2	3F+3Tq	F q	9.50	-2.65	-5	-5	-5	-5	-5	-5	-5				6.85	
3	CCSp4		3.20	0.45	0	3	1	1	2	1	2				3.65	
4	3A	F	8.80	x -4.00	-5	-5	-5	-5	-5	-5	-5				4.80	
5	FSSp4		3.00	0.18	0	0	1	1	1	0	1				3.18	
6	StSq3		3.30	0.46	1	2	0	2	3	1	1				3.76	
7	CCoSp3V		2.25	0.50	1	3	2	3	1	3	2				2.75	
			35.95												30.65	
Program Components			Factor													
Composition			1.67	6.00	6.00	5.25	6.50	6.75	6.00	6.50						6.20
Presentation			1.67	6.25	6.50	5.50	6.50	7.25	5.75	6.00						6.20
Skating Skills			1.67	5.75	6.50	6.00	6.50	7.25	6.00	6.75						6.35
Judges Total Program Component Score (factored)																31.30
Deductions:			Falls	-2.00 (2)												-2.00

Rank	Name	Nation	Starting Number	Total Segment Score	Total Element Score	Total Program Component Score (factored)	Total Deductions									
18	Arttu JUUSOLA	FIN	11	55.16	30.61	24.55	0.00									
#	Executed Elements	Info	Base Value	GOE	J1	J2	J3	J4	J5	J6	J7	J8	J9	Ref.	Scores of Panel	
1	3Lz+3T		10.10	0.83	-1	2	2	2	0	2	1				10.93	
2	3F		5.30	0.00	0	0	0	1	0	0	0				5.30	
3	CSSp4		3.00	0.60	1	2	3	2	3	2	1				3.60	
4	2Aq	q	3.63	x -0.59	-2	-2	-1	-2	-2	-1	-2				3.04	
5	FCSp3		2.80	0.34	1	1	1	2	0	2	1				3.14	
6	StSq2		2.60	-0.16	-1	-2	0	-1	-1	0	0				2.44	
7	CCoSp3		3.00	-0.84	-3	-4	-2	-2	-4	-1	-3				2.16	
			30.43												30.61	
Program Components			Factor													
Composition			1.67	4.75	5.25	4.75	5.00	4.75	5.50	5.50						5.05
Presentation			1.67	4.00	4.75	4.50	4.75	4.25	5.50	5.25						4.70
Skating Skills			1.67	4.25	5.00	5.00	5.00	4.25	5.50	5.50						4.95
Judges Total Program Component Score (factored)																24.55
Deductions:																0.00





JUDGES DETAILS PER SKATER MEN SHORT PROGRAM

Rank	Name	Nation	Starting Number	Total Segment Score	Total Element Score	Total Program Component Score (factored)		Total Deductions								
19	Matias LINDFORS	FIN	15	54.62	22.97	31.65		0.00								
#	Executed Elements	Info	Base Value	GOE	J1	J2	J3	J4	J5	J6	J7	J8	J9	Ref.	Scores of Panel	
1	3F!+3T<	!!<	8.66	-2.65	-5	-5	-5	-4	-5	-5	-5				6.01	
2	2Lz*	*	0.00	0.00	-	-	-	-	-	-	-				0.00	
3	FCSp4		3.20	-0.13	-1	-3	1	-2	-1	1	1				3.07	
4	2A		3.63	x 0.40	0	1	2	1	2	1	1				4.03	
5	StSq4		3.90	0.62	1	0	3	1	2	3	1				4.52	
6	CSSp4		3.00	0.18	1	-3	2	0	1	-1	2				3.18	
7	CCoSp3V		2.25	-0.09	0	-2	0	-1	-1	0	0				2.16	
			24.64												22.97	
Program Components				Factor												
Composition				1.67	5.75	6.00	7.25	5.00	7.00	7.25	6.50					6.50
Presentation				1.67	6.25	5.50	6.75	4.75	6.75	7.75	6.25					6.30
Skating Skills				1.67	5.75	5.25	6.75	5.00	6.50	6.50	6.75					6.15
Judges Total Program Component Score (factored)															31.65	
Deductions:															0.00	

Rank	Name	Nation	Starting Number	Total Segment Score	Total Element Score	Total Program Component Score (factored)		Total Deductions								
20	Corey CIRCELLI	ITA	22	53.86	21.54	32.32		0.00								
#	Executed Elements	Info	Base Value	GOE	J1	J2	J3	J4	J5	J6	J7	J8	J9	Ref.	Scores of Panel	
1	2T*	*	0.00	0.00	-	-	-	-	-	-	-				0.00	
2	2A		3.30	0.66	2	2	2	2	2	2	2				3.96	
3	CCSp3		2.80	0.22	-1	2	3	-1	2	-4	2				3.02	
4	3Lz+COMBO		6.49	x -2.95	-5	-5	-5	-5	-5	-5	-5				3.54	
5	StSq4		3.90	0.62	1	3	2	1	2	1	2				4.52	
6	FSSp3		2.60	0.42	1	3	2	1	2	1	2				3.02	
7	CCoSp3		3.00	0.48	0	2	2	0	2	2	2				3.48	
			22.09												21.54	
Program Components				Factor												
Composition				1.67	5.75	7.00	5.75	6.50	6.75	5.50	7.00					6.35
Presentation				1.67	6.00	7.50	6.25	6.50	7.00	6.00	6.75					6.50
Skating Skills				1.67	6.25	8.00	6.00	6.25	6.75	5.75	7.25					6.50
Judges Total Program Component Score (factored)															32.32	
Deductions:															0.00	

Rank	Name	Nation	Starting Number	Total Segment Score	Total Element Score	Total Program Component Score (factored)		Total Deductions								
21	Douglas GERBER	AUS	5	50.22	22.41	27.81		0.00								
#	Executed Elements	Info	Base Value	GOE	J1	J2	J3	J4	J5	J6	J7	J8	J9	Ref.	Scores of Panel	
1	3F		5.30	0.74	2	0	1	2	1	2	1				6.04	
2	3Aq	q	8.00	-2.40	-4	-3	-3	-3	-3	-3	-3				5.60	
3	CCSp3		2.80	-0.34	-2	1	0	-2	-1	-1	-2				2.46	
4	2Lz+2T*	*	2.31	x -1.05	-5	-5	-5	-5	-5	-5	-5				1.26	
5	FSSp4		3.00	-0.66	-1	-3	-1	-2	-2	-4	-3				2.34	
6	StSq2		2.60	0.00	1	3	0	-1	0	0	-1				2.60	
7	CCoSp3V		2.25	-0.14	-2	1	1	-1	-1	-1	-1				2.11	
			26.26												22.41	
Program Components				Factor												
Composition				1.67	5.75	8.25	5.25	5.75	5.00	5.25	5.50					5.50
Presentation				1.67	6.00	7.00	5.00	5.00	5.25	5.75	5.25					5.45
Skating Skills				1.67	6.25	7.25	5.50	5.50	5.75	5.50	5.50					5.70
Judges Total Program Component Score (factored)															27.81	
Deductions:															0.00	




JUDGES DETAILS PER SKATER MEN SHORT PROGRAM

Rank	Name	Nation	Starting Number	Total Segment Score	Total Element Score	Total Program Component Score (factored)	Total Deductions								
22	Euken ALBERDI	ESP	24	45.28	21.23	26.05	-2.00								
#	Executed Elements	Info	Base Value	GOE	J1	J2	J3	J4	J5	J6	J7	J8	J9	Ref.	Scores of Panel
1	2A		3.30	0.66	2	2	1	2	2	2	2				3.96
2	3Lz	F	5.90	-2.95	-5	-5	-5	-5	-5	-5	-5				2.95
3	CCSp3		2.80	-0.11	-2	-1	0	-1	0	1	0				2.69
4	3T+2T		6.05	x -0.50	-2	-2	-1	0	-1	-1	-1				5.55
5	CCoSp2		2.50	-0.10	0	-2	0	-1	0	0	-1				2.40
6	StSq1		1.80	-0.14	-1	0	-2	-1	-1	-1	0				1.66
7	FSSp2		2.30	-0.28	-2	-1	0	-2	-2	0	-1				2.02
			24.65												21.23
Program Components			Factor												
	Composition		1.67	5.50	5.50	5.25	4.75	4.50	4.75	5.50					5.15
	Presentation		1.67	5.25	5.00	5.50	5.00	5.00	5.25	5.25					5.15
	Skating Skills		1.67	5.75	4.75	5.50	5.00	4.75	5.50	5.75					5.30
Judges Total Program Component Score (factored)			26.05												
Deductions:			Falls	-2.00 (2)											-2.00

Rank	Name	Nation	Starting Number	Total Segment Score	Total Element Score	Total Program Component Score (factored)	Total Deductions								
23	Iker OYARZABAL ALBAS	ESP	2	41.94	19.47	24.47	-2.00								
#	Executed Elements	Info	Base Value	GOE	J1	J2	J3	J4	J5	J6	J7	J8	J9	Ref.	Scores of Panel
1	2A		3.30	0.46	2	2	1	1	1	2	1				3.76
2	3F!	F !	5.30	-2.65	-5	-5	-5	-5	-5	-5	-5				2.65
3	FCSp2		2.30	-0.18	0	-1	0	1	-1	-3	-2				2.12
4	StSq2		2.60	-0.26	0	0	-1	-2	-1	-2	-1				2.34
5	3Lzq+COMBO	F q	6.49	x -2.95	-5	-5	-5	-5	-5	-5	-5				3.54
6	CCoSp3		3.00	-0.18	0	-1	0	-1	-1	0	-1				2.82
7	CSSp3		2.60	-0.36	-1	-1	1	-2	-1	-2	-2				2.24
			25.59												19.47
Program Components			Factor												
	Composition		1.67	4.25	5.75	4.75	5.00	5.00	4.75	5.25					4.95
	Presentation		1.67	4.00	4.75	4.75	4.75	4.75	4.75	4.75	5.00				4.75
	Skating Skills		1.67	3.75	5.25	5.25	4.75	4.75	4.75	4.75	5.25				4.95
Judges Total Program Component Score (factored)			24.47												
Deductions:			Falls	-2.00 (2)											-2.00


Rank	Name	Nation	Starting Number	Total Segment Score	Total Element Score	Total Program Component Score (factored)	Total Deductions								
24	Daniel KORABELNIK	LTU	17	40.36	18.06	23.30	-1.00								
#	Executed Elements	Info	Base Value	GOE	J1	J2	J3	J4	J5	J6	J7	J8	J9	Ref.	Scores of Panel
1	2A		3.30	0.33	0	1	1	1	1	1	1				3.63
2	3Lzq	F q	5.90	-2.95	-5	-5	-5	-5	-5	-5	-5				2.95
3	CSSp3		2.60	-0.10	0	-2	1	0	-1	-1	0				2.50
4	CCoSp3		3.00	-0.12	0	-2	1	-1	0	0	-1				2.88
5	2F!+2T*	!!*	1.98	x -0.90	-5	-5	-5	-5	-5	-5	-5				1.08
6	StSq2		2.60	-0.21	0	-2	0	-2	0	-2	0				2.39
7	FCSp3		2.80	-0.17	-1	-2	0	-1	-1	1	0				2.63
			22.18												18.06
Program Components			Factor												
	Composition		1.67	4.75	4.50	4.50	4.75	4.25	4.00	5.50					4.55
	Presentation		1.67	4.25	4.00	4.50	4.50	4.75	4.75	5.00					4.55
	Skating Skills		1.67	4.50	4.75	4.75	4.75	4.25	5.50	5.50					4.85
Judges Total Program Component Score (factored)			23.30												
Deductions:			Falls	-1.00 (1)											-1.00



Tallinn / EST

ISU Challenger Series
Tallinn Trophy 2024

November 11 - 17, 2024



JUDGES DETAILS PER SKATER
MEN SHORT PROGRAM

Legend:							
#	Sequence number	GOE	Grade of Execution	Jx	Judges (x=1-9)	Ref.	Referee
*	Invalid element	e	Wrong edge	<	Under-rotated jump	F	Fall
x	Credit for highlight distribution, base value multiplied by 1.1			!	Not clear edge		
q	Jump landed on the quarter						

printed: 16.11.2024 10:31

Page 9 / 9

Official Partners

